


TECHNOLOGY PROMOTION ASSOCIATION (THAILAND-JAPAN)
CORPORATE SERVICES 3: EQUIPMENT CALIBRATION AND TESTING SERVICES
534/4 PATTANAKARN ROAD SOI 18, SUANLUANG, SUANLUANG BANGKOK 10250
TEL. 0-2717-3000-29 FAX. 0-2719-9484



Cert.No.: 23MM176

Page.: 1 of 3

Certificate of Calibration

Equipment :	Electronic Balance
Manufacturer :	Mettler Toledo
Model :	ML204T /00
Serial No. :	B647342339
ID No. :	ANB-003
Submitted by :	Environment & Laboratory Co.,Ltd. 40 Soi Liangmueangnonthaburi 13, Talad Kwan, Mueang, Nonthaburi 11000
Location :	Room No. 304
Received order :	12 July 2023
Calibration Date :	13 July 2023
Ambient Temperature :	15 °C to 40 °C
Relative Humidity :	30 % to 90 %
Calibrated by :	Khit Ruttanaprapachai
Approved by :	 Approved Signatory
() Pornthippa Tameyakul	
(✓) Malee Butkruea	
() Suwit Imjai	
Issue Date :	24 July 2023

The Uncertainties are for a confidence probability of approximately 95%

This certificate may not be reproduced other than in full, except with the prior written
Approval of the head of Corporate Services 3 : Equipment Calibration and Testing Services.

A 0056485



Equipment : Electronic Balance
Condition As-Received : Used Item
Reference : 2307-0094OC-8

Cert.No.: 23MM176

Page: 2 of 3

Procedure used :-

Calibration were conducted using in-house calibration procedure CP-OB01 according to direct measurement method against standard weight.

Condition of this result of calibration

1. Reference standard instruments:-

<u>Instruments</u>	<u>Model</u>	<u>Serial No.</u>	<u>ID No.</u>	<u>Test report No.</u>	<u>Due date</u>
1) Standard Weight Set (E2)	15884	24053	70RC007	MM-0010-22	20 Jan 2024

2. This certificate is valid only to the item calibrated on date and place of calibration.

3. This result of calibration was made on requested at the point specified by customer.

4. This certificate is not certified for any commercial transaction.

5. This certification is traceable to the International System of Unit.

Result of calibration () Without Adjustment (*) After Adjustment by Internal Calibration

Range capacity : 0 g to 220 g **Resolution** 0.0001 g

Before Adjustment :

<u>Applied Weight</u>	<u>Balance Reading</u>	<u>Correction</u>	<u>Measurement Uncertainty</u>	<u>Coverage Factor</u>
(g)	(g)	(g)	(\pm mg)	(k)
100	99.9999	+0.0001	0.17	2.00
200	199.9998	+0.0002	0.29	2.00

After Adjustment :

1. **Determination of the standard deviation of weighing machine**

(n = 10)

<u>Applied Weight</u>	<u>Standard Deviation of Reading (g)</u>
(g)	
100	0.00005
200	0.00007

Malu .



Equipment : Electronic Balance
Condition As-Received : Used Item
Reference : 2307-0094OC-8

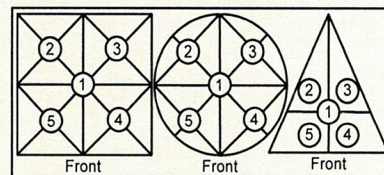
Cert.No.: 23MM176

Page: 3 of 3

Result of calibration

2. Effect of off center loading

A mass of 100 g was placed to various position on the pan.
The weighing machine reading error obtained is given in the table



Maximum difference between
off-center and central loading
(g)
0.0002

Position 1 (g)	Position 2 (g)	Position 3 (g)	Position 4 (g)	Position 5 (g)
-0.0003	-0.0001	-0.0004	-0.0004	-0.0003


3. Departure from nominal value

Applied Weight (g)	Balance Reading (g)	Correction (g)	Measurement Uncertainty (\pm mg)	Coverage Factor (k)
Unload	0.0000	0.0000	0.11	2.05
0.2	0.2000	0.0000	0.11	2.05
0.5	0.5000	0.0000	0.11	2.05
2	2.0001	-0.0001	0.11	2.05
5	5.0000	0.0000	0.12	2.05
10	9.9999	+0.0001	0.12	2.05
20	20.0001	-0.0001	0.12	2.04
50	50.0001	-0.0001	0.14	2.00
100	100.0000	0.0000	0.17	2.00
150	149.9999	+0.0001	0.29	2.00
200	200.0000	0.0000	0.29	2.00

The reported uncertainty of measurement was based on a standard uncertainty multiplied by a coverage factor k , providing a level of confidence of approximately 95 %.

-o0o-

Malu.



TECHNOLOGY PROMOTION ASSOCIATION (THAILAND-JAPAN)
CORPORATE SERVICES 3: EQUIPMENT CALIBRATION AND TESTING SERVICES
534/4 PATTANAKARN ROAD SOI 18, SUANLUANG, SUANLUANG BANGKOK 10250
TEL. 0-2717-3000-29 FAX. 0-2719-9484



Cert.No.: 23CH276

Page.: 1 of 2

Certificate of Calibration

Equipment : pH Meter
Manufacturer : Eutech
Model : pH 510
Serial No. : 293152
ID No. : pHM-03
Condition As-Received: Used Item
Received Date : 10 February 2023
Calibration Date : 27 February 2023
Reference : 2302-0368DC-1
Submitted by : Environment & Laboratory Co.,Ltd.
40 Soi Liangmueangnonthaburi 13 Talad Kwan,
Mueang, Nonthaburi 11000
Ambient Temperature : (25 ± 2.5) °C
Relative Humidity : (50 ± 15) %
Calibration Procedure : In - house method :
- CP-CH5 by direct measurement with standard
voltage calibrator and direct measurement
with certified reference material (CRM)

Calibrated by : Warakorn Lernagtrakul

Approved by :

Malee

Approved Signatory

- (✓) Malee Butkruea
() Saithip Meangmai
() Warakorn Lernagtrakul

Issue Date : 7 March 2023

The Uncertainties are for a confidence probability of approximately 95%

This certificate may not be reproduced other than in full, except with the prior written
Approval of the head of Corporate Services 3 : Equipment Calibration and Testing Services.

A 0051726



Cert. No.: 23CH276

Page.: 2 of 2

Condition of this calibration result

1. Reference Standard Instrument : -

<u>Instrument</u>	<u>Serial No.</u>	<u>ID No.</u>	<u>Cert. No.</u>	<u>Due Date</u>
1) Document Process Calibrator	54030049	130RC116	22E2769	24 Aug 2023

This certification is traceable to the International System of Unit maintained at:-

- Traceable to National Institute of Metrology (Thailand), NIMT

2. Certified Reference Materials : The measurement results are traceable to SI through CPA chem Ltd., ANSI-ASQ National Accreditation Board, Accredited No. AR-1835

<u>Buffer Solution</u>	<u>Manufacturer</u>	<u>Lot No.</u>	<u>Exp. date</u>
pH 4.008	CPA chem	826588	09 July 2024
pH 6.987	CPA chem	826589	09 July 2023
pH 10.010	CPA chem	863835	28 Dec 2023

3. This certificate is valid only to the item calibrated on date and place of calibration.

Calibration Results**Function : mV Measurement**

Performing standard curve by Fluke at pH (4,7,10)

Unit Under Calibration	Nominal Value	Standard Voltage Input	Actual Reading		Uncertainty of Measurement (±mV)	Coverage factor <i>k</i>
	pH		mV	pH		
pH Meter S/N.: 293152	4.00	177.48	177.4	4.01	0.058	2.00
	7.00	0.00	0.0	7.00	0.058	2.00
	10.00	-177.48	-177.3	10.01	0.058	2.00

Function : pH Measurement

Performing three buffers standard curve by using buffer nominal pH (4,7,10)


Unit Under Calibration	Standard pH Buffer Solution	Actual pH Reading	Actual mV Reading (mV)	Uncertainty of pH measurement (±)	Coverage factor <i>k</i>
pH Electrode S/N.:ECFC7252101B 262	4.008	4.01	176.5	0.0085	2.05
	6.987	7.00	1.7	0.011	2.00
	10.010	10.01	-173.6	0.0092	2.00

The reported uncertainty of measurement was based on a standard uncertainty multiplied by a coverage factor *k* , providing a level of confidence of approximately 95 %.

-o0o-

Maku

a 1150714



TECHNOLOGY PROMOTION ASSOCIATION (THAILAND-JAPAN)
CORPORATE SERVICES 3: EQUIPMENT CALIBRATION AND TESTING SERVICES
534/4 PATTANAKARN ROAD SOI 18, SUANLUANG, SUANLUANG BANGKOK 10250
TEL. 0-2717-3000-29 FAX. 0-2719-9484



Cert. No.: 23TM1101

Page : 1 of 3

Certificate of Calibration

Equipment : Incubator

Manufacturer : Songserm Intercool

Model : -

Serial No. : -

ID No. : CHI-001

Submitted by : Environment & Laboratory Co.,Ltd.
40 Soi Liangmueangnonthaburi 13,
Talad Kwan, Mueang,
Nonthaburi 11000

Location : Room No. 301

Received Order : 12 July 2023

Calibration Date : 13 July 2023

Ambient Temperature : (26 ± 10) °C

Relative Humidity : (50 ± 30) %

Calibrated by : Preecha Hlahib

Approved by :

Malee

Approved Signatory

- () Pornthippa Tameyakul
(☒) Malee Butkruea
() Suwit Imjai

Issue Date : 24 July 2023

The Uncertainties are for a confidence probability of approximately 95%

This certificate may not be reproduced other than in full, except with the prior written
Approval of the head of Corporate Services 3 : Equipment Calibration and Testing Services.

A 0056479



Equipment : Incubator
 Condition As-Received : Used Item
 Reference : 2307-0094OC-5

Cert. No.: 23TM1101
 Page : 2 of 3

Procedure Used :-

Calibration were conducted using calibration procedure CP-OT02 according to direct measurement method with Data Acquisition which connected with Resistance Temperature Detector (RTD).
 The temperature scale used was based on ITS-90.

Condition of this result of calibration

1. Reference standard instrument:-

Instrument	Serial No.	Cert. No.	Traceable	Due Date
1) Data Acquisition	MY41021843	22LM172	TPA	27 Dec 2023

2. This certificate is valid only to the item calibrated on date and place of calibration.

3. This certification is traceable to the International System of Unit.

Remark : TPA : Technology Promotion Association (Thailand - Japan)

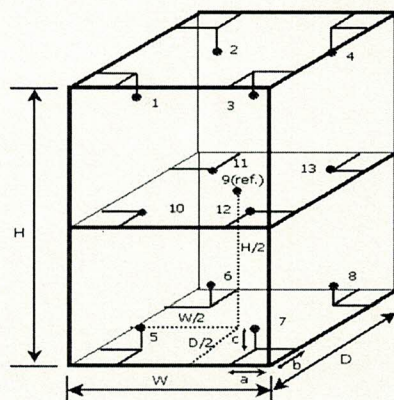
Result of Calibration :- (*) Without Adjustment

Function of UUC* : Temperature Source

Fresh air setting : Not Available

Environment during calibration		
	Beginning	Finished
Temp. (°C)	32	33
REL.Humi. (%)	50	53
AC Supply (Volt)	221	221

Position :	Ref. Std. ID No.:
1	18-04RTD-01
2	18-04RTD-02
3	18-04RTD-03
4	18-04RTD-04
5	18-04RTD-05
6	18-04RTD-06
7	18-04RTD-07
8	18-04RTD-08
9 (ref.)	18-04RTD-09
10	18-04RTD-10
11	21-04RTD-11
12	21-04RTD-12
13	21-04RTD-13



Dimension of Chamber :

D = 0.60 m
 W = 0.60 m
 H = 1.2 m
 Capacity = 0.43 m³

Probe Installation Details :

a = 10 cm
 b = 10 cm
 c = 10 cm

Malu.



Equipment : Incubator
Condition As-Received : Used Item
Reference : 2307-0094OC-5
Result of Calibration :- (*) Without Adjustment
Function of UUC* : Temperature Source
Fresh air setting : Not Available

Cert. No.: 23TM1101

Page : 3 of 3

Calibration Point (°C)	UUC* Setting (°C)	UUC* Reading (°C)	Temperature stability (± °C)	Temperature uniformity (°C)	Overall Variation (°C)	Coverage Factor <i>k</i>
20.0	20.0	20.0	0.12	0.56	0.92	2

Calibration Point (°C)	Measured Temperature (°C)									Uncertainty (± °C)
	Position									
20.0	1	2	3	4	5	6	7	8	9 (ref.)	0.30
	19.805	19.696	20.297	20.050	19.622	20.160	19.570	19.567	19.762	
	10	11	12	13						
	19.646	19.865	19.923	19.820						

Average* : The average of 30 values in each position.

Temperature stability : One-half of the greatest maximum difference of measured temperature at any one sensor.

Temperature uniformity : The maximum difference of measured temperatures at any sensors and the measured temperature at the reference location which are observed at the same time or at as close an observation time as possible to determine the temperature pattern or homogeneity within the chamber under steady-state conditions.

Overall Variation : The Difference of the maximum and minimum measured temperatures throughout observation.


UUC* : Unit Under Calibration

Note : The reported uncertainty of measurement was included stability and excluded uniformity.

The reported uncertainty of measurement was based on a standard uncertainty multiplied by a coverage factor *k*, providing a level of confidence of approximately 95 %.

-o0o-

Malu.



TECHNOLOGY PROMOTION ASSOCIATION (THAILAND-JAPAN)
CORPORATE SERVICES 3: EQUIPMENT CALIBRATION AND TESTING SERVICES
534/4 PATTANAKARN ROAD SOI 18, SUANLUANG, SUANLUANG BANGKOK 10250
TEL. 0-2717-3000-29 FAX. 0-2719-9484



Cert. No.: 23TM1171

Page : 1 of 3

Certificate of Calibration

Equipment : Hot Air Oven

Manufacturer : FRANCE ETUVES

Model : XU058

Serial No. : P427

ID No. : CHO-003

Submitted by : Environment & Laboratory Co.,Ltd.
40 Soi Liangmueangnonthaburi 13,
Talad Kwan, Mueang,
Nonthaburi 11000

Location : Room No. 303

Received Order : 12 July 2023

Calibration Date : 12 July 2023

Ambient Temperature : (26 ± 10) °C

Relative Humidity : (50 ± 30) %

Calibrated by : Khit Ruttanaprapachai

Approved by :

Malee

Approved Signatory

- () Pornthippa Tameyakul
(✓) Malee Butkruea
() Suwit Imjai

Issue Date :

24 July 2023

The Uncertainties are for a confidence probability of approximately 95%

This certificate may not be reproduced other than in full, except with the prior written
Approval of the head of Corporate Services 3 : Equipment Calibration and Testing Services.

A 0056482



Equipment : Hot Air Oven
Condition As-Received : Used Item
Reference : 2307-0094OC-1

Cert. No.: 23TM1171

Page : 2 of 3

Procedure Used :-

Calibration were conducted using calibration procedure CP-OT02 according to direct measurement method with Data Acquisition which connected with Resistance Temperature Detector (RTD) and Thermocouple Type T.

The temperature scale used was based on ITS-90.

Condition of this result of calibration

1. Reference standard instrument:-

<u>Instrument</u>	<u>Serial No.</u>	<u>Cert. No.</u>	<u>Traceable</u>	<u>Due Date</u>
1) Data Acquisition	MY44073381	23LM95	TPA	19 Jun 2024

2. This certificate is valid only to the item calibrated on date and place of calibration.

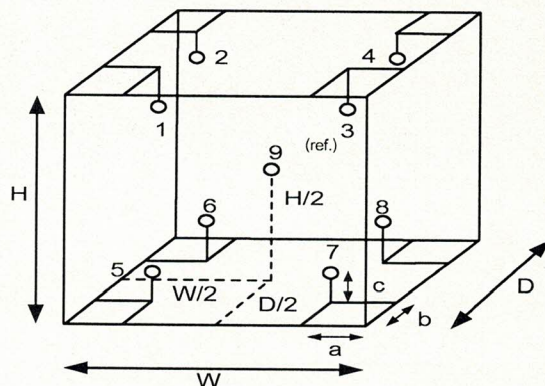
3. This certification is traceable to the International System of Unit.

Remark : TPA : Technology Promotion Association (Thailand - Japan)

Result of Calibration :- (*) Without Adjustment

Function of UUC* : Temperature Source

Fresh air setting : Close



Environment during calibration		
	Beginning	Finished
Temp. (°C)	30	31
REL.Humid. (%)	47	50
AC Supply (Volt)	220	221

Ref. Std. ID No.: @ Calibration Point		
Position :	(104) °C	(180) °C
1	1RTD-2/1	23-01TC-01
2	1RTD-2/2	23-01TC-02
3	22-01RTD-03	23-01TC-03
4	1RTD-2/4	23-01TC-04
5	1RTD-2/5	23-01TC-05
6	1RTD-2/6	23-01TC-06
7	23-01RTD-07	23-01TC-07
8	1RTD-2/8	23-01TC-08
9 (ref.)	23-01RTD-09	23-01TC-09

Probe Installation Details :

Dimension of Chamber :

a =	5.0	cm	D =	0.36	m
b =	5.0	cm	W =	0.40	m
c =	5.0	cm	H =	0.40	m
Capacity =			0.058	m ³	

Mak.



Equipment : Hot Air Oven
Condition As-Received : Used Item
Reference : 2307-0094OC-1
Result of Calibration :- (*) Without Adjustment
Function of UUC* : Temperature Source
Fresh air setting : Close

Cert. No.: 23TM1171

Page : 3 of 3

Calibration Point (°C)	UUC* Setting (°C)	UUC* Reading (°C)	Temperature stability (± °C)	Temperature uniformity (°C)	Overall Variation (°C)	Coverage Factor <i>k</i>
104.0	104.0	104.0	0.11	0.78	1.1	2
180.0	180.0	180.0	0.16	1.2	1.4	2

Calibration Point (°C)	Measured Temperature (°C)									Uncertainty (± °C)
	Position									
	1	2	3	4	5	6	7	8	9 (ref.)	
104.0	104.477	104.168	104.138	103.871	103.794	103.878	103.580	104.030	104.311	0.42
180.0	180.089	180.200	179.313	179.510	179.867	180.455	179.576	180.135	180.394	1.1

Average* : The average of 30 values in each position.

Temperature stability : One-half of the greatest maximum difference of measured temperature at any one sensor.

Temperature uniformity : The maximum difference of measured temperatures at any sensors and the measured temperature at the reference location which are observed at the same time or at as close an observation time as possible to determine the temperature pattern or homogeneity within the chamber under steady-state conditions.

Overall Variation : The Difference of the maximum and minimum measured temperatures throughout observation.

UUC* : Unit Under Calibration

Note : The reported uncertainty of measurement was included stability and excluded uniformity .

The reported uncertainty of measurement was based on a standard uncertainty multiplied by a coverage factor *k*, providing a level of confidence of approximately 95 %.

-o0o-

Malu.